

INNOVATIONS 2019



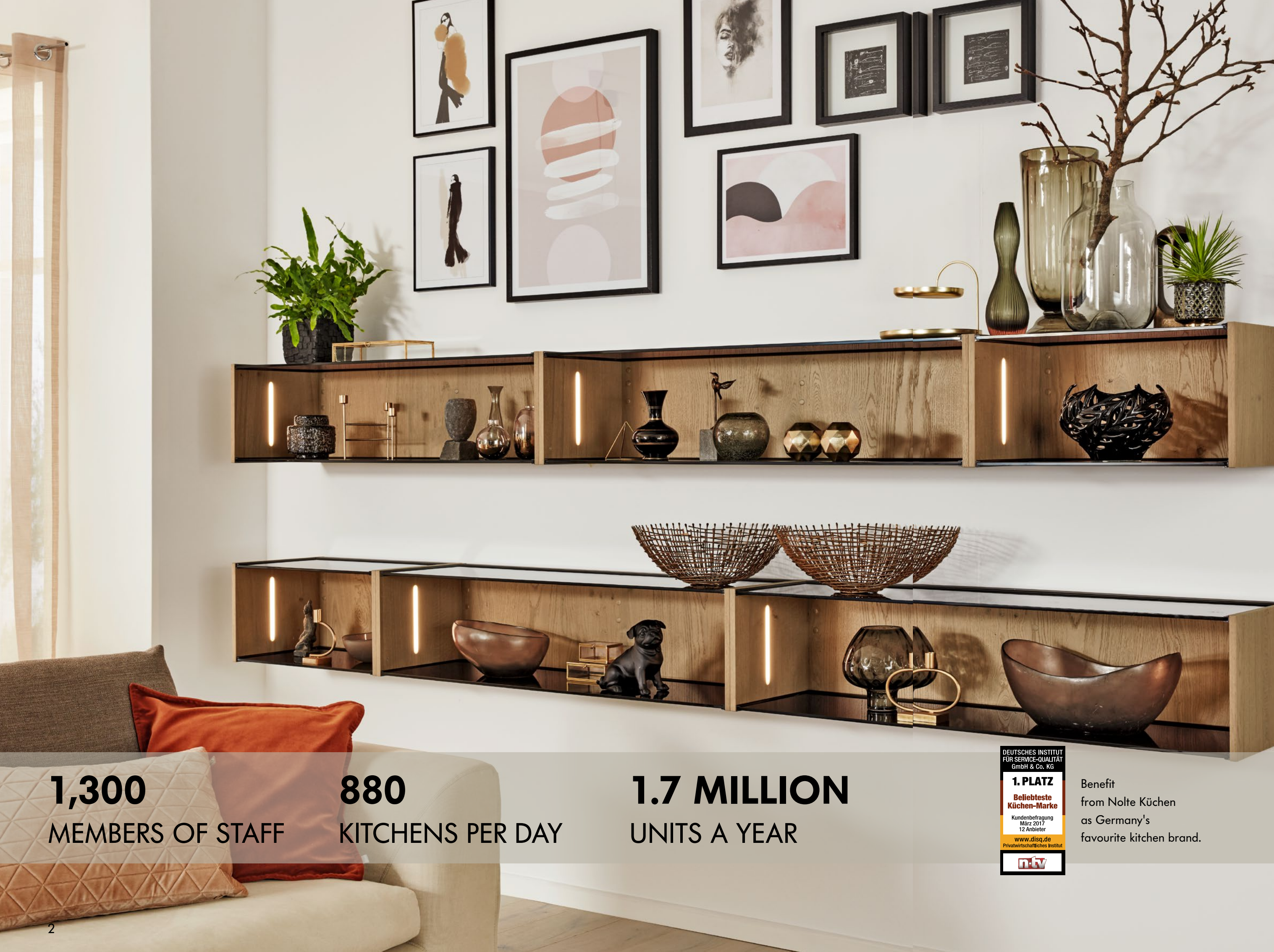
My life.



My style.



My kitchen.



1,300
MEMBERS OF STAFF

880
KITCHENS PER DAY

1.7 MILLION
UNITS A YEAR



Benefit
from Nolte Küchen
as Germany's
favourite kitchen brand.



Managing Directors: Eckhard Wefing, Manfred Wippermann, Marc Hogrebe



WE SET THE TRENDS

With Nolte Küchen you are accustomed to being lavished with new ideas and products that not only look great – but, above all – also boost sales. And you expect inspiration for the market that deserves to be called "innovative".

Life in the kitchen is varied, individual and, above all, also a matter of personal style. And everyone has their very own expectations and demands. From the simple single-person kitchen to the spacious fusion of eat-in kitchen with exclusive details.

Under the "**My life. My style. My kitchen.**" banner you will find a wealth of ideas and suggestions for the coming season on over 50 pages. And many a new release – we are certain – you will not leave unmentioned in talks with your customers. Because, with them, you simply have the best arguments on your side.

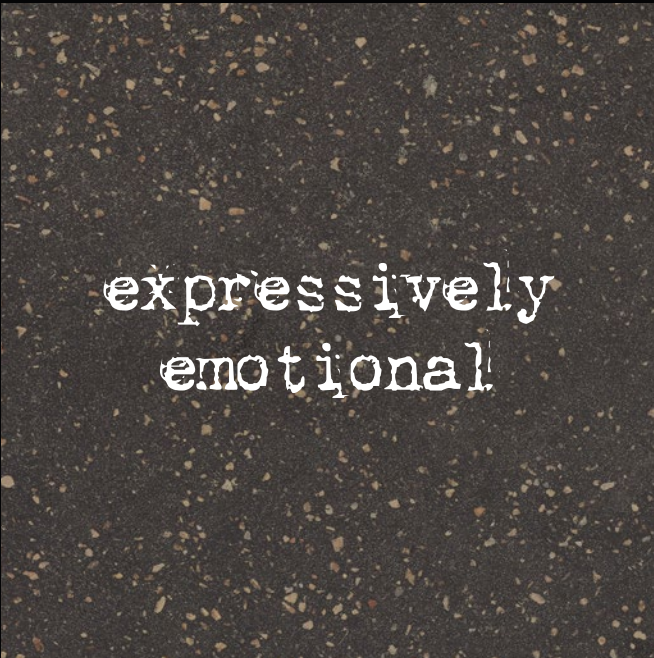
Be inspired and, independently of budget and style, create the perfect Nolte kitchen for each and every one of your customers.

We set the trends – for life in the kitchen!



The golden M
guarantees proven
quality, safety
and healthy living.






**THE IMPORTANT
THING ...**

Materials, like flame scarfed wood combined with unique design options, create an ambience of rugged charm and special character – for your customers with their very own personal expectations on a distinctive, vibrant kitchen.

... IS AMBIENCE

From cool marble and fabric textures to finely grained real wood – your customers will experience an innovative kitchen world filled with a sense of homeliness, high-quality materials and understated elegance.





MODERN & ELEGANT

The elegant combination of real wood and soft mat laminate with anti-finger-print surface finish makes this kitchen a real eye-catcher that will not only grace your showroom but is also guaranteed to set consumers' pulses racing: because now you can offer your customer these high-quality materials at an absolutely outstanding price.

And thanks to MatrixArt 900 and the new open shelf units with black-tinted glass shelves, there's the homeliness of an attractively planned kitchen on top!

TAVOLA 571 – Oak pinot

PHOENIX 601 – White soft mat

Worktop: **12mm U20** Arctic white PRO

Surrounding elements: **EFP** – veneer Oak pinot

MatrixArt 900: **Handle profile 598** – stainless steel look

TAVOLA OAK PINOT

PHOENIX WHITE SOFT MAT

Veneered surrounding elements far more attractively priced from 2019!

MATRIXART900
by malte soehn

TAVOLA – an elegant **real wood front** on attractive terms in PG 6

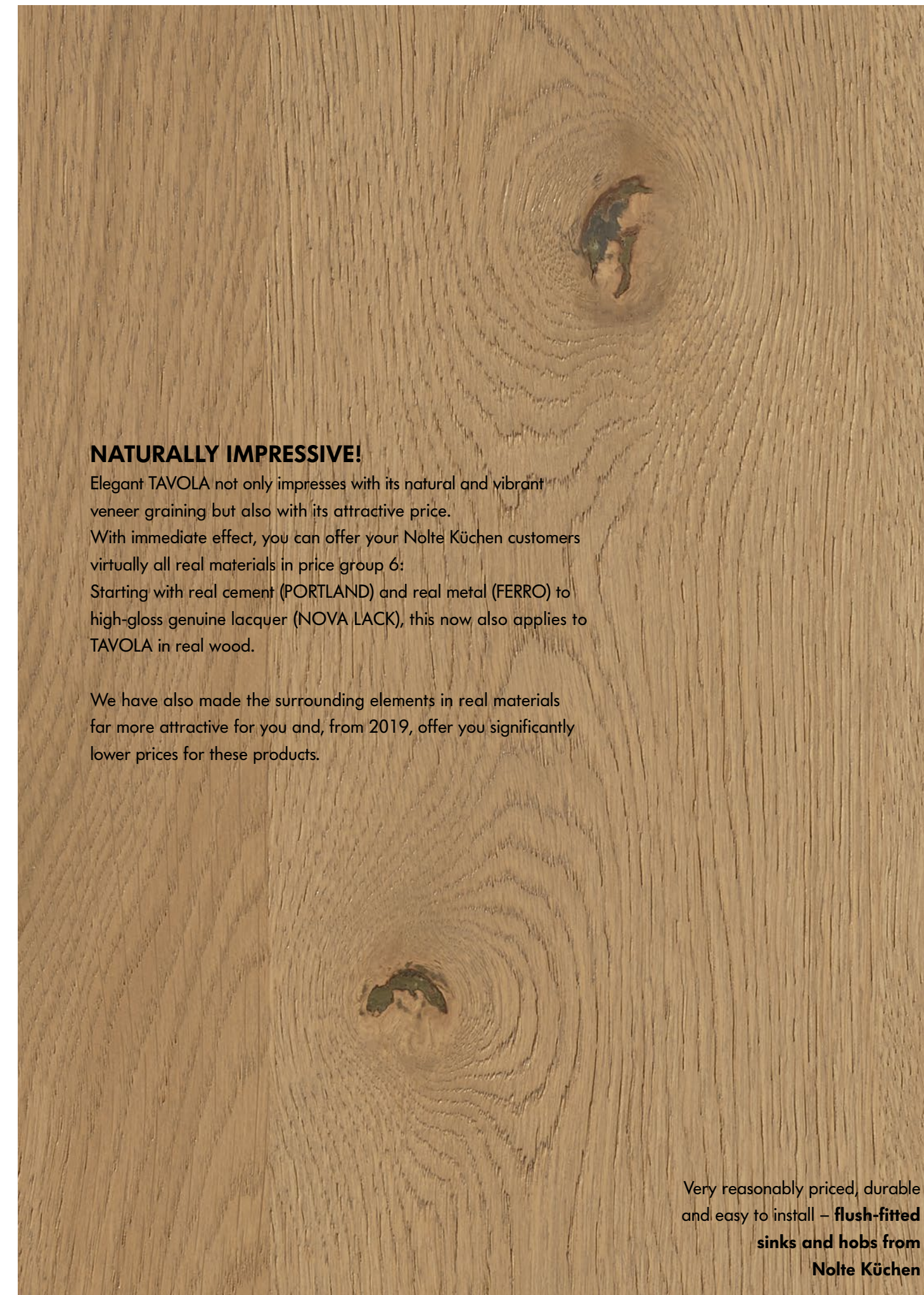
The **optimised price of the veneered surrounding elements** makes homeliness affordable

PHOENIX – high-quality, soft mat **laminate** with **anti-finger-print** surface finish in PG 3





A particularly homely feel is created by the open shelf wall unit with **black glass and lighting**

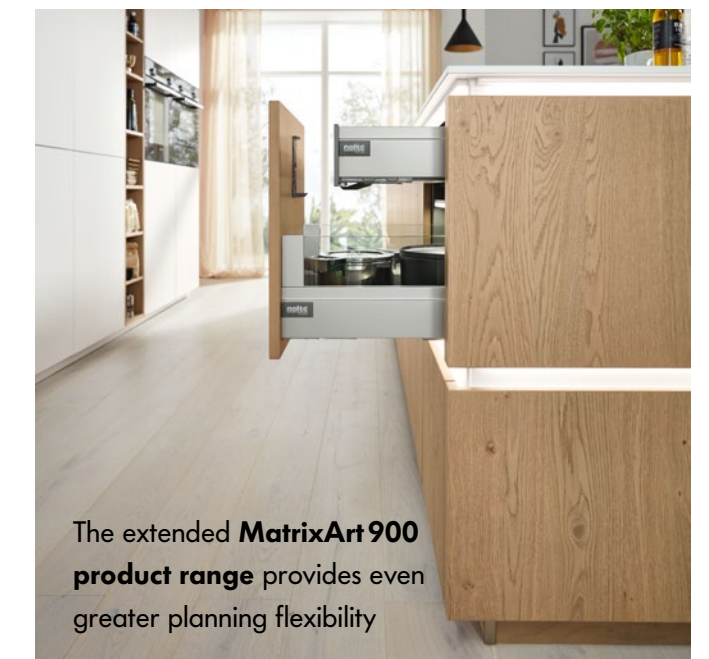


NATURALLY IMPRESSIVE!

Elegant TAVOLA not only impresses with its natural and vibrant veneer graining but also with its attractive price. With immediate effect, you can offer your Nolte Küchen customers virtually all real materials in price group 6: Starting with real cement (PORTLAND) and real metal (FERRO) to high-gloss genuine lacquer (NOVA LACK), this now also applies to TAVOLA in real wood.


We have also made the surrounding elements in real materials far more attractive for you and, from 2019, offer you significantly lower prices for these products.

Very reasonably priced, durable and easy to install – **flush-fitted sinks and hobs from Nolte Küchen**



The extended **MatrixArt 900 product range** provides even greater planning flexibility





STYLISH & HOMELY

This TAVOLA not only impresses with the extremely homely combination of Oak barolo with Sahara soft mat, it's also the details that make it stand out: be it the table solution integrated into the cooking island in combination with Matrix900. Or the intelligently planned storage combination along the wall that not only accommodates the electrical appliances and provides plenty of storage space but also reaches out up to the living area with open shelves.

With this kitchen, you will even win over exacting customers!

TAVOLA 572 – Oak barolo
SOFT LACK 76S – Sahara soft mat
Worktop: **12 mm U23 Black PRO**
Surrounding elements: **EFB** – Oak barolo
Handle combination 829 – stainless steel look



TAVOLA OAK BAROLO

SOFT LACK SAHARA SOFT MAT

Oak barolo – the second modern colour option for TAVOLA

Interestingly planned
with intelligent solutions

12 mm PRO worktop with sink, hob
and power sockets **installed for a flush fit**

MATRIX900
by metzger



PERFECTLY FLUSH!

Design meets functionality: offer your customers the perfect solution for flush-fitted sinks, hobs and power sockets. Whether sinks in stainless steel, ceramic or granite, whether 40 or 25 mm worktop thickness: every decor is at your disposal! And you can even choose all PRO decors for 12 mm worktops.



Even power socket elements
can be installed with a flush fit



Plan flush-fitted sinks and hobs
in any worktop thickness and in virtually any decor



Stylish and homely – Oak barolo,
the second colour option for TAVOLA



Perfect match, not only with TAVOLA:
handle combination 829

MANHATTAN MARBLE GREY

PHOENIX BLACK SOFT MAT

MARBLE RELOADED

Marble is making a comeback and, in understated grey with finely structured marbling, will become the star of your showroom.

Particularly when planning is as modern as this: finished completely in marble, the island lends the kitchen visual weight whereas the omission of classic wall units gives it a light and airy feel.

And the combination with PHOENIX in black soft mat, which knows how to impress with its anti-finger-print surface finish, gives you further selling points in favour of this kitchen.



MANHATTAN 48M – Marble grey
PHOENIX 60S – Black soft mat
Worktop:
12 mm Z23 Marble grey
25 mm U23 Black PRO
MatrixArt: **Handle profile 591** – Black

MANHATTAN Marble grey
sets trends in price group 1

New individually tailored planning options from
a **high level of combinability**

PHOENIX Black soft mat – high-quality laminate
with anti-finger-print surface finish in price group 3

MATRIXART
by malte kocher



Irresistibly natural: Finished entirely in marble, the island gives the kitchen a certain look of distinction



"GOOD-BYE FINGERPRINTS!"

PHOENIX in Black soft mat features high-quality laminate combined with a highly effective anti-finger-print surface finish. Both aspects give you plenty of selling points in talks with your customers. PHOENIX in price group 3 also impresses with fantastic value for money.

But in terms of practical functionality, this kitchen has plenty to offer too: Provided the worktop is thick enough, Nolte Küchen even makes it possible to install flush-fitted granite sinks.

VIDA COTTON PAPYRUS

UNIQUE SUSTAINABLE

It all started with the idea of creating a kitchen front that not only exudes a particular sense of homeliness in terms of looks and feel but also illustrates a clear commitment to our responsibility for the environment. And, as you can see, we have impressively accomplished this remit with VIDA Cotton papyrus and Cotton quartz.

With VIDA, you will be addressing customers who find a plain front too dull but, at the same time, also attach importance to a modern, homely character. And the fact that the front is made of recycled materials is likely to be a further powerful argument in favour of a VIDA.



VIDA 375 – Cotton papyrus
Worktop: **12 mm U21** Papyrus grey PRO
Carcase: **QGD** – Quartz grey
Handle **826** – stainless steel look

VIDA – a front produced on a sustainable basis
with a fascinating feel

Vibrant and combinable in many ways –
as direct coating in PG 2



Modern contrast – the new **open shelf wall units with black glass shelves**




An elegant complement for any kitchen – **handle 826**



SUSTAINABLY COMPELLING!

Environmental awareness paired with exquisite design: from the engineered-wood board to the finish paper, VIDA is made entirely of recycled material. Belonging to price group 2, it is also extremely affordable and, in both colour options, has a fascinating feel and subtle texture.



HIGH-QUALITY & DISTINCTIVE IN LOOK

NOVA LACK High-gloss Papyrus grey impressively places the focus on the new and charismatic LEGNO oak sepia colour option. The combination of high-quality real wood and genuine lacquer creates a classy living environment with natural charm.

An expressive eye-catcher for your showroom for admirers of real materials and exclusive details.

MATRIXART
BY SHAW-WOODCOCK

LEGNO 595 – Oak sepia

NOVA LACK 73G – High-gloss Papyrus grey

Worktop: **12mm U23** – Black PRO

Surrounding elements: **FES** – veneer, Oak sepia

LGG – lacquer, Gloss Papyrus grey

MatrixArt: **Handle profile 591** – Black

LEGNO OAK SEPIA

NOVA LACK HIGH-GLOSS PAPYRUS GREY



Exclusive living environment
in real wood and genuine lacquer


Design options oozing expression
with outstanding details



INIMITABLY CHARISMATIC!

The real wood LEGNO Oak sepia fronts impress with their embossed texture which perfectly reflects the authenticity of burnt wood. With all of its features, this kitchen needn't hide its face either: from plenty of perfectly organised storage space to the continuous MatrixArt finger pull on the dishwasher, it scores with a wealth of details.





EMOTIONAL & VIBRANT

The new flame scarfed ARTWOOD Oak gives every kitchen rugged charm and unique character. With the vibrant look of flame scarfed wood, it is right on trend and, particularly in combination with subtle Sahara soft mat from the FEEL range, gives the kitchen a perfectly balanced overall impression.

The shelf solution in the island opens up towards the living space, creating a harmonious transition. With this kitchen, you're bound to strike a chord with your trend-conscious customers.

ARTWOOD 27G – Flame scarfed oak

FEEL 968 – Sahara soft mat

Worktop:

25 mm U23 Black PRO | **25 mm S51** Sahara

Surrounding elements: **EIG** – Flame scarfed oak

Handle combination 822 – brown lacquered



ARTWOOD Flame scarfed oak – an authentic and fascinating finish in price group 2

Impressive planning options for
individually styled living situations

An absolutely contemporary addition to
the ARTWOOD family

WINDSOR LACK WHITE SOFT MAT

WINDSOR LACK AVOCADO SOFT MAT

New planning options in the country kitchen segment
give you broader scope

CLASSIC & HOMELY

WINDSOR LACK lets you create kitchens that can be both traditional and modern.

From now on, give the kitchens you plan for your customers even more individuality and take advantage of the full potential that WINDSOR LACK provides. The glass display units with glazing-bar doors as well as shelf end units for islands and wall units loosen up the overall look and conjure an open, homely atmosphere.

A new addition to complement your line-up in the country-style segment and the perfect kitchen for your customers wanting to interpret a traditional kitchen with a contemporary twist.

WINDSOR LACK 721 – White soft mat


WINDSOR LACK 72J – Avocado soft mat

Surrounding elements:


LMW – lacquer, White soft mat

LMJ – lacquer, Avocado soft mat

Handle 204 – stainless steel look



KAG clear glass



SAG satin-finish glass



FRE Freeze glass



Display unit door with
glazing bars for
WINDSOR LACK

MAKE STATEMENTS!

Display units and open shelf units make up much of the charm of a country kitchen. And it is precisely in this segment that we are broadening planning flexibility this year – for authentic kitchens exactly to your customers' taste. Whether display units, open shelf units for islands and wall units or also the new "Freeze" glass type – this is where you now have even more options to choose from.

COUNTRY-STYLE KITCHENS

THE DETAILS MAKE THE DIFFERENCE



Wall unit –
Shelf end unit in planked look

Carcase height
600 mm | HRL 30-60
750 mm | HRL 30-75
900 mm | HRL 30-90

Base unit –
Shelf end unit in planked look
Height 750 mm plus plinth height

For wall connection
Carcase depth
560 mm | URL-30-60
710 mm | URL-30-75

For island solutions
Carcase depth
560 / 350 mm | URL 30-99
560 / 460 mm | URL 30-110
560 / 560 mm | URL 30-120



FRONTS

HIGH QUALITY THAT IS NOTICED

Price group 1
M15 MANHATTAN
Melamine, mat



48M Marble grey

Surrounding elements (D2)
MAG Marble grey
Visible sides • plinths
end panels





Price group 2
V20 VIDA
Melamine, mat



375 Cotton papyrus

Surrounding elements (D2)
COP Cotton papyrus

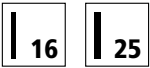
end panels



376 Cotton quartz

Surrounding elements (D2)
COQ Cotton quartz

end panels



Price group 2
A19 ARTWOOD
Melamine, mat



27G Flame scarfed oak


Surrounding elements (D1)
EIG Flame scarfed oak
Visible sides • plinths
end panels



Price group 3
P14 PHOENIX
Laminate, mat with anti-finger-print surface finish




601 White soft mat



60S Black soft mat

Price group 6
T30 TAVOLA
Veneer, mat lacquered



571 Oak pinot

Surrounding elements (D6)
EFF veneer, Oak pinot
Visible sides • plinths
end panels



572 Oak barolo

Surrounding elements (D6)
EFB veneer, Oak barolo
Visible sides • plinths
end panels



Price group 8
L22 LEGNO
Veneer, mat lacquered



59S Oak sepia

Surrounding elements (D6)
FES veneer, Oak sepia
Visible sides • plinths
end panels






DESIGN PERFECTION.


From now on you can plan kitchens with even sleeker lines: the two new handle combinations in black and stainless steel look let you give the INTEGRA a completely new look!

Handle combination 607



Stainless steel look, metal
at additional charge
✦ ✦ 96/192/320 mm

Handle combination 608



Black, metal
at additional charge
✦ ✦ 96/192/320 mm

Handle combination 826



Stainless steel look, metal
at additional charge
✦ ✦ 160/320 mm

Handle combination 827



Black, metal
at additional charge
✦ ✦ 160/320 mm

Handle 207



Black, metal
✦ ✦ 160 mm

Handle combination 828



Stainless steel look, metal
at additional charge
✦ ✦ 96/192/320 mm

Handle combination 829



Stainless steel look, metal
at additional charge
✦ ✦ 96/192/320 mm

Handle 204



Stainless steel look, metal
at additional charge
✦ ✦ 96 mm



HANDLES
GRIPPING DESIGN



WORKTOPS

GIVE THE KITCHEN CHARACTER

RECESSES

MAKE PERSONAL STATEMENTS

BE CREATIVE WITH WORKTOPS, END PANELS AND RECESSES!

Make statements with our new worktops, recesses and end panels.

From fashionable marble, which you will also find in the MANHATTAN range, to two distinctive terrazzo finishes, you now have even more design options to chose from.

BAR ELEMENTS FOR WORKTOPS



Z23 Marble grey (D1)



Z21 Terrazzo Bianco (D1)



Z22 Terrazzo Grafite (D1)




F15 Oak sepia (D6)

WORKTOPS



Z23 Marble grey




Z21 Terrazzo Bianco



Z22 Terrazzo Grafite



Square | **NVG-ST1**



Leather | **NVG-ST2**

GLASS RECESS PANELLING

ESG textured glass, edges bevelled and ground, surface area: max. 2700 x 1250 mm, min. 100 x 250 mm

- WLG glass lacquered White
- MGL glass lacquered Magnolia
- SGL glass Sahara lacquered
- GLG glass lacquered Grey
- SLG glass lacquered Black

RECESS PANELLING WITH MOTIF



M16 Ornament grey




M17 Ornament lava



M18 Ornament blue



FLUSH-FIT INSTALLATION FOR SINKS, HOBS AND POWER SOCKETS



SAFE, EASY TO FIT & KEEP CLEAN.

Flush-fit sinks and hobs combine modern looks with easy maintenance – crumb-free, long-lasting and easy to clean.

In the past, however, this method of installation was sometimes quite a challenge for the fitter – particularly when it came to installing sinks and hobs in laminate worktops.

But now, Nolte Küchen can offer you the perfect solution:

In the area of the cut-out, worktop material is removed from below as far as the surface layer and filled with a waterproof resin.

In a second step, the laminate is routed from the top surface so that a resin bed is created at this point for the sink. **A**

For stabilisation, a section of worktop is inserted in the cutout (here in Papyrus grey PRO). **B**

The fitter now merely needs to complete the cut-out and seal the sink with silicone on fitting it. There is now no longer any way moisture can come into contact with the chipboard.

And this applies to all worktop thicknesses in virtually all finishes.



Cut-out for flush-fit installation ...

40 / 25 / 12

... of sinks

For worktop

APD | AP-AUSS-SP

AP25D | AP25D-AUSS-SP

AP12D* | AP12D-AUSS-SP

... of hobs

For worktop

APD | AP-AUSS-KF

AP25D | AP25D-AUSS-KF

AP12D* | AP12D-AUSS-KF

... of power socket elements

For worktop

APD | AP-AUSS-SE

AP25D | AP25D-AUSS-SE

AP12D* | AP12D-AUSS-SE

*Available for finishes U20, U21, U22 and U23



HOBS AND SINKS

FOR FLUSH-FIT INSTALLATION

ABSOLUTELY PERFECT.

The hobs, sinks and the power socket elements shown here are the first to be available for flush-fit installation. We will be successively extending our measurement database so that, over time, others will be possible too.

Siemens
EH 601LFC 1 E | 600 mm



AEG
IKE 64451 I-B | 600 mm



Bauknecht
CTAC 6640FS NE | 600 mm



Elica
ML 90-PRIME-A/-U | 900 mm



POWER SOCKET ELEMENT
SEBACKF



Siemens
EH 801LVC 1 E | 800 mm



AEG
IKE 84445 I-B | 800 mm




Bauknecht
CTAC 6740FS NE | 800 mm



Elica
ML 90-SWITCH-A/-U | 900 mm



TermaCook
IKT 604O4 | 600 mm



TermaCook
IKT 604SPCEC | 600 mm



TermaCook
IKT 806O6SB | 800 mm














TermaCook
IKT 804SPCEC | 800 mm




TermaCook
IKT 906O6 | 900 mm



Stainless steel

SOBRA 45 450 mm	FRA-BXX 45-CN 450 mm	FRA-BOX 45-CN 450 mm	AND 400-45 450 mm	FRA-BXX 50-CN 500 mm	
					
SOBRA 60 600 mm	FRA-BXX 60-CN 600 mm	FRA-BOX 60-CN 600 mm	AND 500-60 600 mm	AND 860-60-L/-R 600 mm	AND 100-60-L/-R 600 mm
					








Fragranit

FRA-F78M 45-... 450 mm	FRA-F58M 60-... 600 mm	FRA-F96M 60-... 600 mm	 ...-STEI stone grey
			 ...-GRAP graphite
			 ...-ONYX onyx

Silgranit

MET 45SF-45-... 450 mm	DAL 5F-50-... 500 mm	MET 6XLF-60-... 600 mm	 ...-ANTH anthracite
			 ...-ALUM metallic aluminium

Granite **noite** KUCHEN

GRA-F7NK 50-... 500 mm	GRA-F86E 50-... 500 mm	GRA-F56W 60-... 600 mm	GRA-F1NK 60-... 600 mm	 ...-BETO granite concrete
				 ...-ANTH anthracite metallic
				 ...-SCHW black



OPEN SHELF UNITS

CREATE A HOMELY ATMOSPHERE

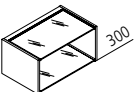
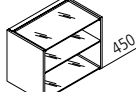
LIGHTING IS MOOD AND ATMOSPHERE.

Open shelf units not only create a homely atmosphere in the kitchen. Our new open shelf wall units with black-tinted glass shelves are a particular good example on this score. Particularly in combination with the lighting option in the sides, it shows its full potential.



OPEN SHELF WALL UNIT WITH GLASS

Top and bottom shelf in tinted black glass, aluminium profiles in black, including cover profile for the upper glass shelf

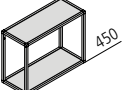
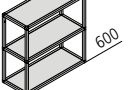
	With adjustable glass shelf
	tinted in black
	HRV 60-30
	HRV 90-30
	HRV 120-30
	HRV 60-45
	HRV 90-45
	HRV 120-45

LED built-in light set (2 lights)
including cutout in the carcass sides

... for open shelf units	... for shutter units
Carcass height	Carcass height
300 mm LED-LKR-30	1160 mm LED-KRJ-115
450 mm LED-LKR-45	1310 mm LED-KRJ-130
600 mm LED-LKR-60	1460 mm LED-KRJ-145
700 mm LED-LKR-75	
900 mm LED-LKR-90	

LED LIGHTING FOR CUBE OPEN SHELF SYSTEM

Available profile colours: RA1 black | RA2 stainless steel look

	... for width
	600 mm LED-ALU-60
	900 mm LED-ALU-90
	1200 mm LED-ALU-120

including cable management set and power supply unit enclosure

... for width
600 mm LED-ALU-SET-60
900 mm LED-ALU-SET-90
1200 mm LED-ALU-SET-120

SMART INTERCONNECTION



ZigBee Gateway | LED-EMO-GATE-ZB

Make your lighting smart! Available from January 2019, the ZigBee Gateway will, for example, let you connect ALEXA or Apple HomePod with your Emotion lighting, making it possible to control brightness, colour temperature etc. all very easily by voice command.

Can be combined with LED-EMO-FUNK ... and LED-EMO-E-Funk ...!

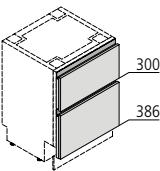
GREATER PLANNING FLEXIBILITY

FOR KITCHENS WITH AN INDIVIDUAL TOUCH

NEW OPTIONS!

We are adding far more products to the Matrix900, MatrixArt and MatrixArt 900 ranges. In future, for example, MatrixArt will feature a pull-out unit layout that makes it possible to continue the lower finger pull across dishwashers as well. A wide choice of corner solutions complements the line-up from Matrix900. This will provide you with far greater planning flexibility, allowing you to provide virtually anything your customer could wish for.

MATRIXART



Door front for fully integratable dishwashers

Front layout as for YUZ...

YGSBD 60-01-UZ

YGSBD 60-UZ

Corner filler element

Front layout as for YUZ...

for 650 x 650 mm corner solution

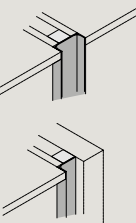
YUPE 65-UZ /-MS

with a variable footprint from 635 - 713 mm

YUPE 90-V1-UZ /-MS

with a variable footprint from 714 - 850 mm

YUPE 90-V2-UZ /-MS



Vertical recessed handle profile

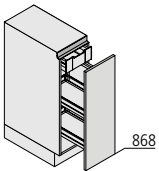
can be used on several units fitted one above the other

... for 3000 mm length

C - profile | **YP-C-300**

L - profile | **YP-L-300**

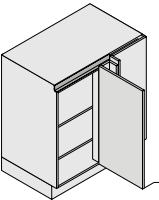
MATRIXART900



Pull-out unit

with interior drawer

YUVKI 30-90-60

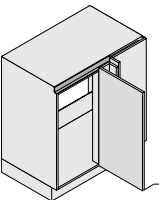


Spacefiller corner base unit

with adjustable shelves

YUEAD 110/115/125 -90-65

YUEAD 110/115/125 -90-6MS



Spacefiller corner sink base unit

YUESAD 110/115/125 -90-65

YUESAD 110/115/125 -90-6MS

Corner filler element, front layout as for YUZ...

for 650 x 650 mm corner solution

YUPE 65-90-UZ /-MS

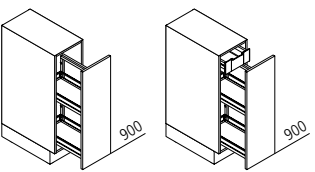
with a variable footprint from 635 - 713 mm

YUPE 90-V1-90-UZ /-MS

with a variable footprint from 714 - 850 mm

YUPE 90-V2-90-UZ /-MS

MATRIX900

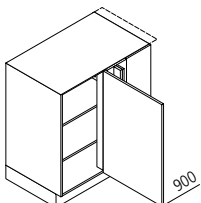


Pull-out unit

UVK 30-90-60

Pull-out unit with interior drawer

UVKI 30-90-60

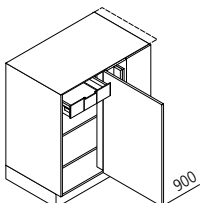


Spacefiller corner base unit

with adjustable shelves

UEEAD 110/115/125 -90-65

UEEAD 110/115/125 -90-6MS

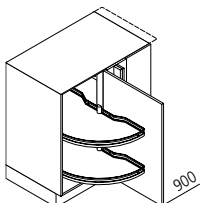


Spacefiller corner base unit

with adjustable shelves and interior drawer

UEEADI 110/115/125 -90-65

UEEADI 110/115/125 -90-6MS

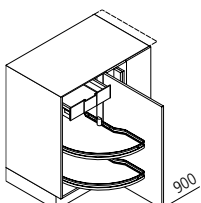


Spacefiller corner base unit

with carousel shelves

UEAD 110/115/125 -90-65

UEAD 110/115/125 -90-6MS

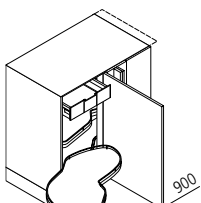


Spacefiller corner base unit

with carousel shelves and interior drawer

UEADI 110/115/125 -90-65

UEADI 110/115/125 -90-6MS

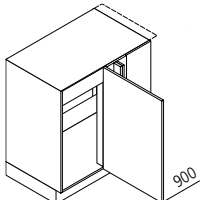


LeMans spacefiller corner base unit

with interior drawer

UELADI 110/115/125 -90-65

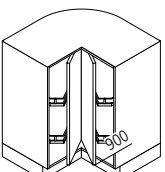
UELADI 110/115/125 -90-6MS



Spacefiller corner sink base unit

UESAD 110/115/125 -90-65

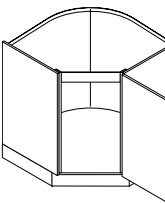
UESAD 110/115/125 -90-6MS



Corner base unit

900 X 900 mm

UEK 90-90



Corner sink base unit

900 X 900 mm

UESD 90-90 R/L



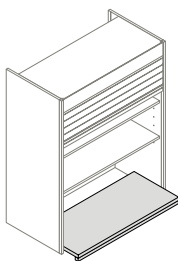


UTILITY ROOM

ORGANISED FOR PERFECT ORDER

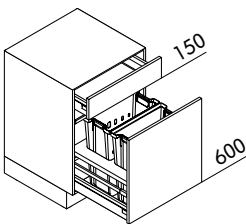
EVERYTHING IN ITS PLACE!

For many people, the utility room is a key part of the home, particularly where there's no basement. Here too, we can offer all manner of clever solutions that make perfect use of this space and minimise work for whoever uses it. Starting with ergonomically fitted appliances, like washing machine or tumble dryer and units for laundry or bottle crates, to perfectly organised storage space for whatever need to be stored and stocked. Demonstrate your expertise in every aspect of the utility room and take advantage of this opportunity to boost your sales!



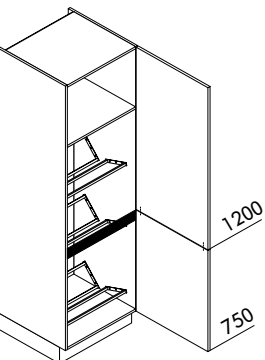
Pull-out shelf for dresser units with shutters
Quartz grey

For carcass depth of 460 mm **HAAB 60/80/90 -46**



Laundry base unit
1 drawer | 1 pull-out with 2 laundry baskets

UWL 60



Larder unit with holder for storing bottle crates
3 holders for bottle crates, front layout and adjustable shelves defined by carcass height

Carcass height 1950 mm **VGL60-195 R/L**
Carcass height 2100 mm **VGL60-210 R/L**
Carcass height 2250 mm **VGL60-225 R/L**

VGL60-195 R/L







TAVOLA OAK PINOT...

TAVOLA, YOUNG AND REFRESHING.

This elegant front gives you the key to planning just the right kitchen for every customer: In the refreshing combination with SOFT LACK in Papyrus grey, this kitchen has it all. It even has room to integrate a place for two people to eat, with details, like the open shelf unit at the end of a row units opening the kitchen towards living space.



... HOMELINESS TO SUIT EVERY EXPECTATION AND DEMAND

TAVOLA, ELEGANT WITH MANY FEATURES.

In this kitchen with spacious cooking and sink island, Tavola shows what it can really do: high-quality details, such as MATRIXArt 900 with illuminated finger pull or the new illuminated open shelf units with black tinted glass shelves, make this kitchen an eat-in kitchen par excellence.

What are your customer's expectations? Whatever they are – Nolte Küchen gives you what it takes to meet them with incredible ease!


INNOVATIONS 2019

FOR LONG-TERM SUCCESS

KITCHENS FOR EVERY STYLE

Whether stylishly elegant or expressively emotional – together with the new releases for 2019, the product line-up is bound to give you the right front for everyone.

From TAVOLA and VIDA to ARTWOOD or LEGNO, you can be sure you will find a style that meets whatever taste your customers have.



PERFECTLY FLUSH

You can now equip virtually every Nolte kitchen with flush-fitted sinks, hobs and even power socket elements. In any worktop thickness and in almost any finish – incredibly easy to install and at an absolutely amazing price. Simply perfect!



NEW INSPIRATION FOR COUNTRY KITCHENS

You now have far more flexibility in creating individually designed country kitchens. Whether with the glazing-bar doors for WINDSOR LACK or the new shelf end units – plan each and every one of your kitchens exactly to your customer's taste!



VIDA – A CONSCIOUSLY SUSTAINABLE DECISION


It all started with the idea of creating a kitchen front that not only exudes a particular sense of homeliness in terms of looks and feel but also illustrates a clear commitment to our responsibility for the environment. With VIDA in Cotton quartz und Cotton papyrus, we, as a team, make an impressive statement in this respect!



NEW HIGHLIGHTS FOR THE SURROUNDING ELEMENTS

The new illuminated open shelf units shed exactly the right light on the kitchen and surrounding elements to conjure even more of a homely feel!

And, at a far more attractive price, the veneered surrounding elements will easily meet your customers' wishes.



The kitchen is the room of rooms.
We probably *live* more,
and more *intensively*,
here than anywhere else in the home.
It is the place where
we meet, where we encounter others.
As family or friends.
As a couple.
We *cook*, *eat* and *enjoy* ourselves
in the kitchen. And sometimes we have
all the time in the world as we do so.
We argue. And *make up again*.
We read, write, send emails, post messages.
And maybe philosophise a little.
And – quite secretly – the kitchen sets
the rhythm of our day.
Good morning. Then midday. Then evening.
And sometimes night ...
Which is *why we love* the kitchen.

Living in the kitchen. nolte