

INNOVATIONS 2020

room for ...



Management
Eckhard Wefing
Manfred Wippermann
Marc Högbe

For Nolte Küchen, the kitchen is much more than just a room – it is the heart of the home and life's communication hub. This is why, for the coming year too, we are offering you all manner of innovations and suggestions to realise precisely this idea for your customers. For your everyday work you can expect to find many ways of generating additional sales: from the optimum solution for the utility room to practical interior organisation sets. And all of this – typical for Nolte Küchen – with enough flexibility for any budget.

We create room – for more success!



For the third time running:
Germany's
most popular kitchen brand.



The golden M guarantees
proven quality, safety and
healthy living.



room for


In this day and age, space comes at a premium. So, what we make of the space we have is all the more important. For 2020, we are offering you all manner of scope for creating individually tailored kitchens that will leave your customers wanting for nothing. Platinum grey gives you a neutral colour you can combine with the latest new releases, such as henna red or lavender, in any way your customers choose. You also have a wide variety of options when it comes to timbers and stone decors: opt for silver or mocha ash to follow the trend towards calm, striped timbers or

create the perfect NEW CLASSIC kitchen with marble brown. Meet your customers' wish for a perfectly organised kitchen with the interior organisation sets and demonstrate your expertise in creating a practical, logically designed utility room with the new furniture models.

Our innovations for 2020 will also give you the best possible selling points.



[living]



[innovations]



[trends]



room for [contrasts]


Platinum grey – exclusive and elegant

NOVA LACK 73P – High-gloss platinum grey

Surrounding elements LM5 –

Lacquer, henna red soft mat

Worktop U23 – Black PRO



MATRIXART
by **notte** KÜCHEN



henna red – the colour with that certain something

Henna red brings warmth and provides a harmonious touch of colour in otherwise monochrome kitchens. Combined with platinum grey, it creates an ambience with an elegant look of quality.



platinum grey – consistency in all shapes and materials

Platinum grey is the special colour for any budget. The colour tone is timeless and, between rather cold papyrus grey and warmer sahara, perfectly complements our colour spectrum. Platinum grey is available from price group 1 to price group 6, from melamine resin to high-gloss genuine lacquer, from smooth modern front to country kitchen style. The colour tone creates a classy kitchen ambience and can be combined with many of today's fashionable colours.

Price group 1



MANHATTAN UNI 48P
Melamine resin mat

Price group 2



FEEL 96P
Lacquered laminate soft mat




LUX 36P
High-gloss lacquered laminate

Price group 3



PLUS 60P
Laminate soft mat

Price group 6



NOVA LACK 73P
High-gloss genuine lacquer

Price group 4



SOFT LACK 763
Genuine lacquer soft mat

Price group 6



CARISMA LACK B30
Genuine lacquer soft mat



TORINO LACK C30
Genuine lacquer soft mat



FRAME LACK A30
Genuine lacquer soft mat



WINDSOR LACK 723
Genuine lacquer soft mat



room for [homeliness]

MANHATTAN UNI 48P – Platinum grey
Surrounding elements LAV – Lavender
Worktop E33 – Silver ash
Handle 318 – Stainless steel look




platinum grey – scandinavian and trendy

This kitchen lets you show a further facet of platinum grey:
Combining platinum grey with silver ash and lavender gives it a youthful and fresh Scandinavian touch. Particularly clever is the tall end shelf unit which, at first glance, looks like a front but on closer inspection reveals its interior in delicate lavender.



room for [originals]

PORTLAND 405 – Cement sapphire grey
TAVOLA 571 – Oak pinot
Worktop Z15 – Cement sapphire grey



MATRIXART 900
by **notte** KÜCHEN




all good things come in threes

Since it was introduced, PORTLAND, in the two options of agate grey and anthracite, has become the quintessence of real cement. For 2020 we are introducing a third colour option that perfectly interprets the idea of concrete. Cement sapphire grey now gives you a light, neutral front which, for example, lets you create impressive kitchens in combination with TAVOLA.




Price group 6

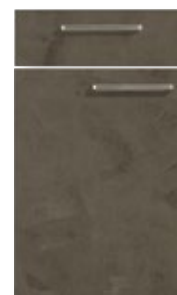


PORTLAND 405
Cement sapphire grey

Price group 6



PORTLAND 403
Cement agate grey




PORTLAND 404
Cement anthracite





PLUS 60Q – Quartz grey soft mat
MANHATTAN 48S – Holm oak
Worktop U24 – Quartz grey PRO



room for [functionality]




perfectly combined

Since it was introduced, PLUS, which is made of laminate with anti-fingerprint finish, has been very successful – particularly in black. What could be more obvious than to go a step further here: for the 2020 collection, platinum grey and quartz grey soft mat give you even more planning flexibility. And the best part: 16 mm and 25 mm thick end panels also provide the option of designing the surrounding elements in the same material. A further highlight in this kitchen is the MANHATTAN open base shelf unit in holm oak and worktop in quartz grey PRO.



room for [character]

VEGAS 113 – Milled stainless steel
ARTWOOD 22K – Walnut cuba
Worktop A23 – Walnut cuba



VEGAS – a front full of expression and character

With its milled surface and the chamfered edges, VEGAS turns any kitchen into a statement.
Cleverly planned, such as here in stainless steel look as an island in combination with ARTWOOD
walnut cuba, it unfurls its full impact.
But in milled manganese bronze too, the front is an absolute eye-catcher.

For VEGAS, a limited range of options is available as design elements.



room for [comfort]

TITAN 681 – Mother-of-pearl
TAVOLA 572 – Oak barolo
Worktop Z25 – Titan mother-of-pearl





harmony in perfection


The understated elegance of TITAN mother-of-pearl teams up with TAVOLA oak barolo to create a perfectly balanced unit where the focus is placed on homeliness. The worktops as well as the end panels on the island are finished in Titanium mother-of-pearl, giving the kitchen a look of serene harmony.



MATRIXART
by **nolte** KÜCHEN



TITAN 113 – Graphite
Worktop E28 – Rustic wild oak



room for [sleek linearity]



└ accentuated elegance

In this very graphically planned kitchen, the elegance of TITAN graphite is emphasised even more. An attractive contrast is provided by the slender 12 mm end panels in rustic wild oak which provide a natural complement to the predominant basic TITAN graphite colour tone.




fronts

Our range of fronts for 2020 has everything your customers would wish for: whatever their preference and budget.

There is exactly the right kitchen for every taste!

PG1 | M20 MANHATTAN UNI Melamine resin mat



D1
12
16
25
50

48A Arctic white
Surrounding elements
ARW Melamine resin mat (D1)
Carcase



D1
12
16
25
50

48P Platinum grey
Surrounding elements
PGD Melamine resin mat (D1)
Carcase



D1
16
25

48V Lavender
Surrounding elements
LAV Melamine resin mat (D1)
Shelf units



D1
16
25

48H Henna red
Surrounding elements
HEN Melamine resin mat (D1)
Shelf units

PG2 | T25 TITAN Melamine resin



D1
16
25

681 Mother-of-pearl
Surrounding elements
TIP Melamine resin (D1)
Visible sides



D1
16
25

682 Graphite
Surrounding elements
TIG Melamine resin (D1)
Visible sides

PG3 | V19 VEGAS 3D lacquered laminate (limited range of types)



116 Milled manganese bronze



113 Milled stainless steel

PG2 | L16 LUX High-gloss lacquered lam.



D2
16
25

36P High-gloss platinum grey
Surrounding elements
G43 Gloss melamine resin (D2)
Visible sides

PG2 | F17 FEEL Lacquered lam. soft mat



D1
12
16
25
50

96P Platinum grey soft mat
Surrounding elements
PGD Melamine resin mat (D1)
Carcase

PG3 | P14 PLUS Laminate soft mat



D3
16
25

60P Platinum grey soft mat
Surrounding elements
SAP Laminate AFP (D3)

PG3 | P14 PLUS Laminate soft mat



D3
16
25

60Q Quartz grey soft mat
Surrounding elements
SAQ Laminate AFP (D3)

PRODUCT CHANGES

PG1 | M15 MANHATTAN Melamine resin mat



48S Holm oak

PG1 | M20 MANHATTAN UNI Melamine resin mat



48Q Quartz grey

PG4 | F27 FLAIR Laminate soft mat



95S Black soft mat /
stainless steel look



95B Black soft mat /
brass look


Available panels

12 16 25 50


MATRIXART
by matrix design

mat lacquer concept


Varied and attractive - our MAT LACQUER concept comes with five front options and 19 attractive colours from which your customers can put together the perfect kitchen.



SOFT LACK



CARISMA LACK



TORINO LACK



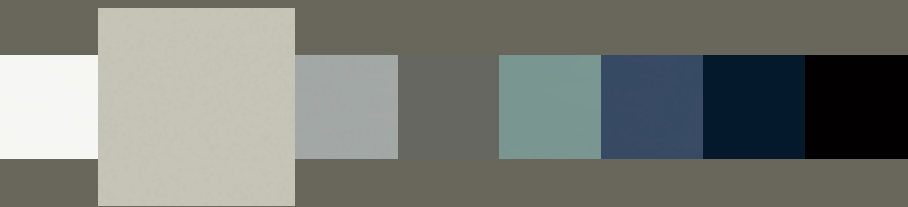
FRAME LACK



WINDSOR LACK



Henna red
Surrounding elements LM5



Platinum grey
Surrounding elements LM3

handle on everything



handles and handle combinations

HANDLE 8VA



Stainless steel look, metal
⌀ ⌀ 32mm

HANDLE 9AA



Black, metal
⌀ ⌀ 32mm

HANDLE 202



Black, metal
⌀ ⌀ 64mm

HANDLE 209



Stainless steel look, metal
⌀ ⌀ 160mm

HANDLE 225



Stainless steel look, metal
⌀ ⌀ 160mm

HANDLE COMBINATION 836



Stainless steel look, metal
at additional charge
⌀ ⌀ 32 / 160mm

HANDLE COMBINATION 837



Black, metal
at additional charge
⌀ ⌀ 32 / 160mm

HANDLE COMBINATION 838



Stainless steel look, metal
at additional charge
⌀ ⌀ 160 / 320mm

HANDLE COMBINATION 839



Stainless steel look, metal
at additional charge
⌀ ⌀ 160 / 320mm

Front width ⌀ ⌀
150mm 32mm
200 – 1200mm 160mm

Front width ⌀ ⌀
150mm 32mm
200 – 1200mm 160mm

Front width ⌀ ⌀
200 – 400mm 160mm
450 – 1200mm 320mm

Front width ⌀ ⌀
200 – 400mm 160mm
450 – 1200mm 320mm

handle trim

Can be used in following ranges:
ARTWOOD | FEEL | FERRO | FLAIR | GLAS TEC PLUS | GLAS TEC SATIN | LEGNO | LUX | MANHATTAN |
MANHATTAN UNI | METAL | NAPPA | NOVA LACK | PLUS | PORTLAND | SOFT LACK | STONE |
TAVOLA | TITAN | TREND LACK | VIDA


HANDLE TRIM 620



Stainless steel look, metal

worktops and recesses

Our ten new worktops perfectly complement the new colour shades. Whether classy colour matching in grey tones or strongly contrasting light and dark shades – you can look forward to greater creative flexibility in the midway section too.




U50 Platinum grey




E33 Silver ash



E34 Mocha ash




Z15 Cement sapphire grey




Z25 Titanium mother-of-pearl



Z24 Titanium graphite



N21 Natural stone anthracite



M20 Marble white




M21 Marble brown



U24 Quartz grey PRO



ADDITIONAL COLOURS FOR GLASS RECESS PANELLING




ALG Glass arctic white lacquered




QLG Glass quartz grey lacquered

TEXTURED GLASS RECESS PANELLING



NVG-ST1 Square

QLG Glass quartz grey lacquered



NVG-ST2 Leather

QLG Glass quartz grey lacquered

Toughened safety glass, edges bevelled and ground, surface area: max. 2,700 x 1,250 mm, min. 100 x 250 mm

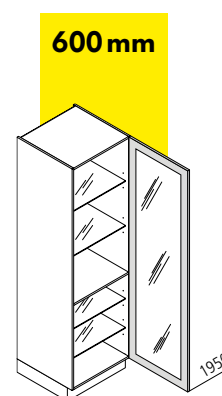
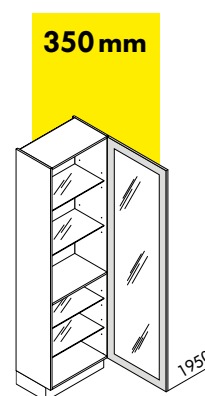
furniture models



All display units are optionally available with lighting integrated at the side

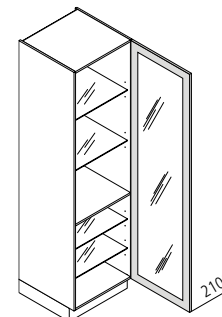
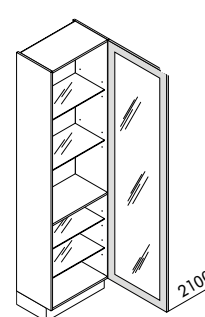
DISPLAY UNITS WITH ALUMINIUM FRAME DOOR IN MANGANESE BRONZE

Display units with aluminium frame door in manganese bronze not only create the perfect look in "NEW CLASSIC" kitchens. They also give a whole new appearance to kitchens planned in a modern style. Particularly in heights of 1,950 – 2,250 mm with uninterrupted door and integrated side lighting.



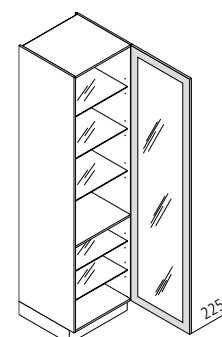
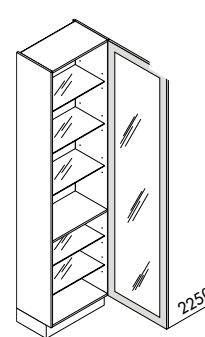
Larder unit with uninterrupted aluminium frame door in manganese bronze
Height 1,950 mm, 1 fixed shelf, 4 adjustable glass shelves

Depth 350 mm
VDN 40/45/50/60-195-39
Depth 600 mm
VDN 40/45/50/60-195



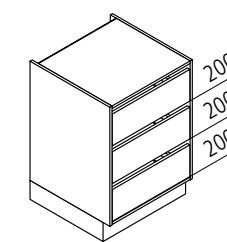
Larder unit with uninterrupted aluminium frame door in manganese bronze
Height 2,100 mm, 1 fixed shelf, 4 adjustable glass shelves

Depth 350 mm
VDN 40/45/50/60-210-39
Depth 600 mm
VDN 40/45/50/60-210

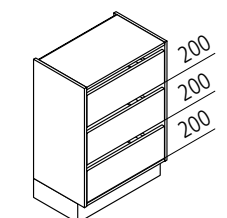


Larder unit with uninterrupted aluminium frame door in manganese bronze
Height 2,250 mm, 1 fixed shelf, 5 adjustable glass shelves

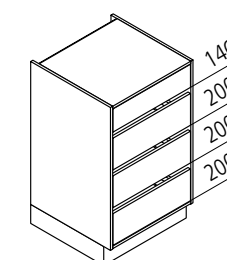
Depth 350 mm
VDN 40/45/50/60-225-39
Depth 600 mm
VDN 40/45/50/60-225



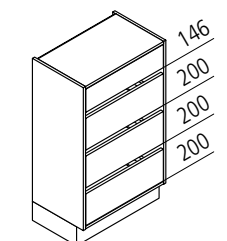
Open shelf base unit with drawer (shelf-unit depth 580 mm)
Width 600 mm **URI 60-75-60**
Width 900 mm **URI 90-75-60**



Open shelf base unit with drawer (shelf-unit depth 370 mm)
Width 600 mm **URI 60-75-39**
Width 900 mm **URI 90-75-39**



Matrix 900 open shelf base unit with drawer (shelf-unit depth 580 mm)
Width 600 mm **URI 60-90-60**
Width 900 mm **URI 90-90-60**



Matrix 900 open shelf base unit with drawer (shelf-unit depth 370 mm)
Width 600 mm **URI 60-90-39**
Width 900 mm **URI 90-90-39**

STORAGE SPACE IN ITS MOST ATTRACTIVE FORM

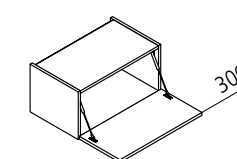
The open shelf unit is available in all mat carcass decors as well as in all colours from the mat lacquer concept (genuine lacquer soft mat, D4).

The drawers are available in the following front finishes:

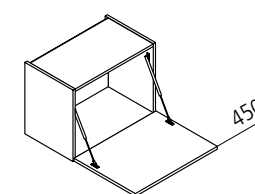
ARTWOOD | FEEL | FERRO | FLAIR | LEGNO | LUX | MANHATTAN | MANHATTAN UNI | METAL | PLUS | PORTLAND | SOFT LACK | STONE | TAVOLA | TITAN | TREND LACK | VIDA

WALL UNIT WITH BAR FLAP

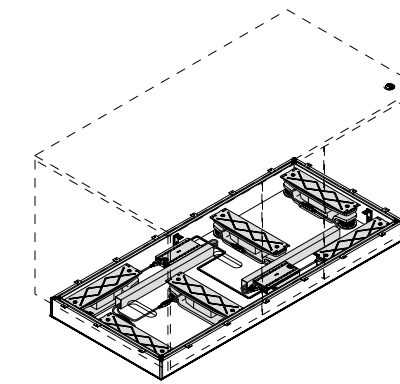
1 downward opening flap door.



Height 300 mm
HBF 60/80/90/100/120-30



Height 450 mm
HBF 60/80/90/100/120-45



BASELIFT LIFTING MODULE FOR ISLAND SOLUTIONS

min. depth 810 mm (460 mm and 350 mm carcass depth)

min. depth 1,120 mm (560 mm and 560 mm carcass depth)

1,000 – 1,200 mm island width (4 lifting fittings)

HMBLI 120

1,201 – 1,500 mm island width (5 lifting fittings)

HMBLI 150

1,501 – 1,800 mm island width (6 lifting fittings)

HMBLI 180

1,801 – 2,400 mm island width (8 lifting fittings)

HMBLI 240

Vertical travel 100 mm

Only available in Germany and Austria!



FITTED SINK SET WITH NOLTE KÜCHEN LOGO

SET-NK3H60-SCHW

3 1/2" basket valve and waste set, 540 x 490 mm

Drainage kit in black, including high-pressure mixer tap in black

MIXER TAP WITH NOLTE KÜCHEN LOGO

High-pressure, swivel spout

Black

Chrome

MIX-2NK-FH-S

MIX-2NK-FH-C



DRAINAGE KIT IN BLACK

suitable for all GRA sinks with

round turning waste set

square turning waste set

GRA-ABL-R-SCHW

GRA-ABL-E-SCHW



WALL SHELF WITH LED AMBIENT LIGHT

LED-EWB

and light colour temperature control, length can be varied from 400 – 2,400 mm, the LED Emotion converter can be placed in the enclosure.

Available profile colours RA 1 black | RA 2 stainless steel look



everything perfectly organised

EVEN MORE FLEXIBILITY FOR INTERIOR ORGANISATION

From now on you have even more ways of equipping the kitchen to meet your customers' every expectation and need.

The new additions to the real black ash range will leave them wanting for nothing. But we have not forgotten the basic interior organisers in plastic either. And last but not least, further sets for pull-outs will make your sales talks easier too.

all-inclusive interior organisation sets

Save time in advising your customers and perfectly equip their kitchen with an organisation system package:

Our all-inclusive interior organisation sets are configured to provide a basic level of organisation that can then be extended in any way on request. Needless to say, we offer all materials here as well: starting with basic organisers in plastic and extending through to real oak and real black ash. And do so even for units with one drawer and two pull-outs.



BASIC INTERIOR ORGANISATION (PLASTIC) CUTLERY ORGANISATION SET

carcase depth 350 mm



600 mm BEI 60-39
800 mm BEI 80-39
900 mm BEI 90-39
1000 mm BEI 100-39
1200 mm BEI 120-39

GENUINE ASH WOOD, BLACK SEGMENTED CUTLERY INSERT

carcase depth 460 mm



MULTI-FUNCTIONAL INSERT

carcase depth 560 mm



KITCHEN ROLL HOLDER

carcase depth 560 mm



SPICE INSERT

carcase depth 560 mm



SPICE INSERT SET

carcase depth 560 mm



KNIFE BLOCK

carcase depth 560 mm




FUNCTION BASE WITH CROSS SLOTS

incl. cross divider and non-slip strips



600 mm AOR3H 60-FB1
800 mm AOR3H 80-FB1
900 mm AOR3H 90-FB1
1000 mm AOR3H 100-FB1
1200 mm AOR3H 120-FB1



incl. non-slip strips

600 mm AOR3H 60-FB
800 mm AOR3H 80-FB
900 mm AOR3H 90-FB
1000 mm AOR3H 100-FB
1200 mm AOR3H 120-FB

BASIC INTERIOR ORGANISATION (PLASTIC) carcase depth 560 mm

Drawer



Pull-out 1



Pull-out 2



600 mm BEI-SET 60
800 mm BEI-SET 80
900 mm BEI-SET 90
1000 mm BEI-SET 100
1200 mm BEI-SET 120

GENUINE OAK WOOD carcase depth 560 mm

Drawer



Pull-out 1




Pull-out 2



600 mm BEI2H-SET 60
800 mm BEI2H-SET 80
900 mm BEI2H-SET 90
1000 mm BEI2H-SET 100
1200 mm BEI2H-SET 120

GENUINE ASH WOOD, BLACK carcase depth 560 mm

Drawer



Pull-out 1



Pull-out 2



600 mm BEI3H-SET 60
800 mm BEI3H-SET 80
900 mm BEI3H-SET 90
1000 mm BEI3H-SET 100
1200 mm BEI3H-SET 120



Overview of all available interior organisation sets is shown here:

download.nolte-kuechen.de/Innenorga_Einzel-Sets_GB



Overview of all all-inclusive sets as well as their exact contents is shown here:

download.nolte-kuechen.de/Innenorga_Komplett-Sets_GB

「everything
stored away



THE PERFECT ADDITION TO THE KITCHEN

The utility room provides many different ways creating storage space next to the kitchen and giving the entire household a clear and logical structure. This is where ergonomics and functionality are intelligently combined. Whether as a room for doing the washing, as a store-room or as dressing room – the utility room leaves customers wanting for nothing.

For you, the utility room means an opportunity to boost sales!



Everything in its place

Give your customers a wide range of options for fitting out a utility room.

Whether you need space for a vacuum cleaner or ironing board – there are countless options for using the utility room. Washing, drying, sorting washing or store clothes and cleaning equipment:

It can all take place here.



LAUNDRY SORTING UNIT

Sorting laundry where it is washed and dried.
incl. laundry baskets*

Width 600 mm | depth 560 mm

Height 1950 mm **VWS 60-195**

Height 2100 mm **VWS 60-210**

Height 2250 mm **VWS 60-225**

*Also available without baskets.



APPLIANCE HOUSING BASE UNIT

For washing machine or tumble dryer.

1 drawer | 1 pull-out

Width 600 mm | depth 560 mm

Height 450 mm **GGWA 60-46-SA**

WALL UNIT

Area above washing machine or tumble dryer as space for keeping detergents.

Depth 560 mm

Height 300 mm **H 60-30-56**

Height 450 mm **H 60-45-56**

Height 450 mm **HK 60-45-56** (Top hinged door)

Height 500 mm **H 60-50-56**

Height 750 mm **H 60-75-56**

Height 900 mm **H 60-90-56**



APPLIANCE HOUSING BASE UNIT


For washing machine or tumble dryer.

1 pull-out

incl. laundry basket*

Width 600 mm | depth 560 mm

Height 450 mm **GGWA 60-46-A**



BROOM CUPBOARD

Storing ironing board, vacuum cleaner and step ladder and saving space at the same time.

Depth 560 mm

Height 1950 mm **VB 30/40/45/50/60 – 195**

Height 2100 mm **VB 30/40/45/50/60 – 210**

Height 2250 mm **VB 30/40/45/50/60 – 225**

HBT

Holder for ironing board or step ladder



CLOTHES CUPBOARD

Plenty of space for clothes

Width 600 mm | depth 560 mm

Height 1950 mm **VG 60-195**

Height 2100 mm **VG 60-210**

Height 2250 mm **VG 60-225**



... with interior pull-out.

Width 600 mm | depth 560 mm

Height 1950 mm **VGA 60-195**

Height 2100 mm **VGA 60-210**

Height 2250 mm **VGA 60-225**



BEVERAGE CRATE UNIT

Clearly organised storage and easy access to all beverages.

Width 600 mm | depth 560 mm

Height 1950 mm **VGL 60-195**

Height 2100 mm **VGL 60-210**

Height 2250 mm **VGL 60-225**



SHOE CUPBOARD

Plenty of space for shoes.

Width 600 mm | depth 560 mm

Height 1950 mm **VSL 60-195**

Height 2100 mm **VSL 60-210**

Height 2250 mm **VSL 60-225**

「everything is possible



Your customers are as different as the demands they make on creating the optimum utility room. Nolte Küchen gives you the best possible solution for every need and problem: from the classic utility room with washing machine and tumble dryer to clothes cupboard or walk-in wardrobe or individually tailored solution with room divider for an integrated hallway, everything is possible.



room for

success



「decors and fronts

Whether timeless platinum grey, on-trend colours, such as lavender and henna red, or high-quality materials like cement sapphire grey: with our 2020 collection you will always meet your customers' taste – whatever their budget.



「interior organisation

This makes a pleasure of keeping everything neat and tidy: to give your customers structure in the kitchen, and particularly in the drawers, we have developed practical interior organisation sets this year.



「furniture models and merchandise

Create bespoke kitchens to your heart's content, even for discerning customers. This is where the new furniture models give you even more options.



「utility room

With our new range of models, your customers can configure the utility room in exactly the way they wish and in this way make their work easier. For many people, the utility room is a key part of the home, particularly where there's no basement.

Demonstrate your expertise in every aspect of the utility room and take advantage of this opportunity to boost your sales!

The kitchen is the room of rooms.
We probably *live* more,
and more *intensively*,
here than anywhere else in the home.
It is the place where
we meet, where we encounter others.
As family or friends.
As a couple.
We *cook*, *eat* and *enjoy* ourselves
in the kitchen. And sometimes we have
all the time in the world as we do so.
We argue. And *make up again*.
We read, write, send emails, post messages.
And maybe philosophise a little.
And – quite secretly – the kitchen sets
the rhythm of our day.
Good morning. Then midday. Then evening.
And sometimes night ...
Which is *why we love* the kitchen.

Living in the kitchen. nolte